

As conexões Norgren Pneufit® C estão prontas para o uso, oferecendo rápida montagem sem necessidade de ferramentas.

Ampla linha com mais de 1000 modelos de conexões.

Corpo em PBT (resina de poliéster termoplástico). Alta resistência mecânica e contra corrosão.

Anel de garra fabricado em aço inox, para fixar tubos de nylon (11 ou 12) ou tubos de poliuretano (dureza 85 ou 95).

Componentes em latão niquelado resistentes à corrosão proporcionam longa vida útil.

Ótima e rápida vedação. Roscas cônicas com película selante e roscas paralelas com canal para alojamento do O'ring.

Vedações isentas de silicone, evitando contaminação.

Furos de fixação nas conexões de união, permitindo montagens limpas.

Linha Miniatura Pneufit® M, como alternativa compacta para montagens em locais com espaço reduzido.



### Características Técnicas

Pressão de Operação:

750 mm Hg de vácuo, até 10 bar

Temperatura:

0 a 60°C

Fluido:

Ar comprimido

Diâmetros dos Tubos:

Padrão: 1/8", 5/32", 3/16", 1/4", 5/16", 3/8" e 1/2"

Miniatura: 1/8", 5/32" e 1/4"

Roscas:

Padrão: 10-32 UNF, 1/8", 1/4", 3/8" e 1/2" NPT

Miniatura: 10-32 UNF, 1/16" e 1/8" NPT

Tipos de Tubos:

Nylon 11 ou 12

Poliuretano (dureza 85, 95)

### Materiais:

Corpo: PBT (resina de poliéster termoplástico)

Vedações: NBR (isento de silicone)

Rosca do Corpo: latão niquelado

Botão de liberação e apoio do O'ring: POM (Polioximetileno)

Anel de garra: aço inox


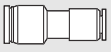








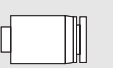
Colar: latão niquelado

Película selante da rosca: threebond 2350B









### Informações para Pedidos

Veja tabela na página 2.








**Pneufit C**
**Conexões Retas e Adaptadores**

<b>União Reta</b> <b>C2020</b>  Pág. 10.02.4	<b>União Reta Redutora</b> <b>C2020</b>  Pág. 10.02.4	<b>Conexão Reta</b> <b>C2425</b>  Pág. 10.02.4	<b>Conexão Reta (sext. interno)</b> <b>C242A</b>  Pág. 10.02.5	<b>Conexão Reta Fêmea</b> <b>C2426</b>  Pág. 10.02.5	<b>Adaptador Redutor</b> <b>C2023</b>  Pág. 10.02.5
<b>União para Painel</b> <b>C2029</b>  Pág. 10.02.5	<b>União para Painel (tubo/rosca)</b> <b>C2432</b>  Pág. 10.02.5	<b>União Reta Macho</b> <b>C2022</b>  Pág. 10.02.6	<b>Plug</b> <b>C2004</b>  Pág. 10.02.6	<b>Plug para tubo</b> <b>C2012</b>  Pág. 10.02.6	




**Cotovelos e Adaptadores**

<b>União Cotovelo</b> <b>C2040</b>  Pág. 10.02.6	<b>Cotovelo Macho Giratório</b> <b>C2447</b>  Pág. 10.02.6	<b>Adaptador Cotovelo</b> <b>C2043</b>  Pág. 10.02.7	<b>Cotovelo Macho Giratório</b> <b>Extendido</b> <b>C2454</b>  Pág. 10.02.7	<b>Cotovelo Fêmea Giratório</b> <b>C2448</b>  Pág. 10.02.7
<b>Banjo com Controle de Fluxo (saída)</b> <b>C2VAO</b>  Pág. 9.1.002.08	<b>Banjo com Controle de Fluxo (entrada)</b> <b>C2WAO</b>  Pág. 9.1.002.08	<b>Válvula Controladora de Fluxo</b> <b>C24GE</b>  Pág. 10.02.8		



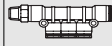
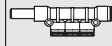
**Conexões 'T' e Adaptadores**

<b>União 'T'</b> <b>C2060</b>  Pág. 10.02.8	<b>'T' Macho Central Giratório</b> <b>C2467</b>  Pág. 10.02.9	<b>'T' Macho Lateral Giratório</b> <b>C2468</b>  Pág. 10.02.9	<b>União 'T' Redutora</b> <b>C206A</b>  Pág. 10.02.9	<b>'T' Adaptador Central</b> <b>C2063</b>  Pág. 10.02.9	<b>'T' Adaptador Lateral</b> <b>C2064</b>  Pág. 10.02.9	<b>'T' Fêmea Central Giratório</b> <b>C246C</b>  Pág. 10.02.10
--	---	---	--	---	---	--

## Conexões Y






<b>União Y</b> <b>C2082</b>  Pág. 10.02.10	<b>Y Macho Giratório</b> <b>C2488</b>  Pág. 10.02.10	<b>Adaptador Y</b> <b>C2084</b>  Pág. 10.02.10
--	--	--

## Distribuidores



<b>Cruzeta</b> <b>C2090</b>  Pág. 10.02.11	<b>Distribuidor União</b> <b>C20D3</b>  Pág. 10.02.11	<b>Distribuidor Macho BSPP</b> <b>C24D3</b>  Pág. 10.02.11	<b>Distribuidor Adaptador</b> <b>C20J3</b>  Pág. 10.02.11
--	---	--	---

## Pneufit M

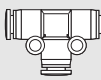
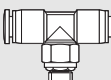
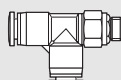
### Conexões Retas e Adaptadores

<b>União Reta</b> <b>M2020</b>  Pág. 10.02.12	<b>União Reta Redutora</b> <b>M2020</b>  Pág. 10.02.12	<b>Conexão Reta</b> <b>M2425</b>  Pág. 10.02.12	<b>Conexão Reta (sext. interno)</b> <b>M242A</b>  Pág. 10.02.12	<b>Conexão Reta Fêmea</b> <b>M2426</b>  Pág. 10.02.12
---	--	---	---	---

### Cotovelos e Adaptadores

<b>União Cotovelo</b> <b>M2040</b>  Pág. 10.02.12	<b>Cotovelo Macho Giratório</b> <b>M2447</b>  Pág. 10.02.13
---	---

### Conexões 'T' e Adaptadores

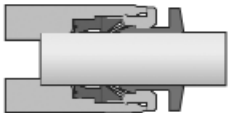
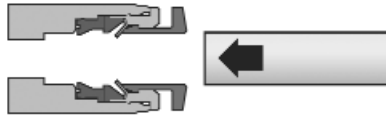
<b>União 'T'</b> <b>M2060</b>  Pág. 10.02.13	<b>'T' Macho Central Giratório</b> <b>M2467</b>  Pág. 10.02.13	<b>'T' Macho Lateral Giratório</b> <b>M2468</b>  Pág. 10.02.13
--	--	--

## Método de Montagem



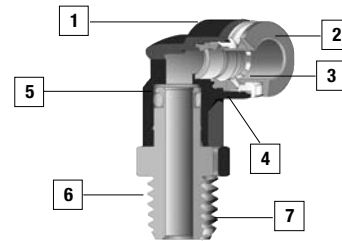
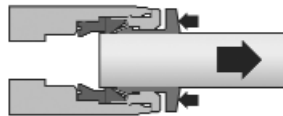
1. Certifique-se que o tubo esteja cortado em esquadro e livre de rebarbas.

2. Empurre o tubo através do botão vermelho e do azul da garra dentro da conexão.



3. Empurre o tubo firmemente através do O'ring até encostar no fundo da conexão. Logo em seguida, puxe-o.

4. Para soltar, empurre o tubo para dentro da conexão, mantenha abaixado o botão vermelho e retire o tubo.



**1** Corpo em PBT resistente à impacto, em preto para Pneufit® C e cinza claro para Pneufit® M (miniatura).

**2** Botão de liberação vermelho para métrico, cinza para polegada e cinza claro para Pneufit® M (miniatura).

**3** Anel de garra de aço inox com desenho especial para reter tubos macios e proporcionar fácil desmontagem.

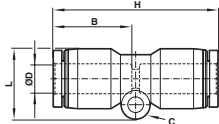
**4** Vedações isentas de silicone proporcionam uma ótima vedação, mesmo sob carga lateral.

**5** Adaptador liso proporciona uma ótima vedação nas conexões com giro de 360°.

**6** Rosca de latão niquelado.

**7** Rosca cônica com película selante e rosca paralela com canal para alojamento do O'ring, proporcionam rápida e ótima vedação.

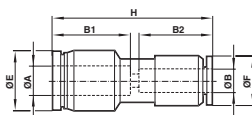
## C2020



### União Reta

ØD	H	L	C	B	D	Código
5/32	34.6	12.75	3.3	16.3	10.5	C20200200
3/16	35.5	15.1	3.5	16.8	11.5	C20200300
1/4	36.8	16.3	3.5	17.4	13.0	C20200400
5/16	39.4	19.85	4.3	18.7	14.5	C20200500
3/8	42.6	21.5	4.5	20.2	17.5	C20200600
1/2	48.9	24.5	4.5	22.0	21.0	C20200700

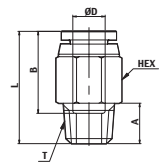
## C2020



### União Reta Redutora

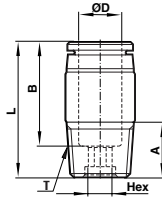
ØA	ØB	H	B1	B2	ØE	ØF	Código
3/16	5/32	35.0	16.8	16.3	11.5	10.5	C20200302
1/4	5/32	35.6	17.4	16.3	13.0	10.5	C20200402
1/4	3/16	36.2	17.4	16.8	13.0	11.5	C20200403
5/16	1/4	38.1	18.7	17.4	14.5	13.0	C20200504
3/8	5/16	41.0	20.2	18.7	17.5	14.5	C20200605
1/2	3/8	45.3	22.0	20.2	21.0	17.5	C20200706

## C2425

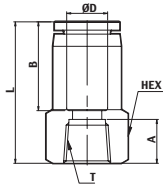


### Conexão Reta

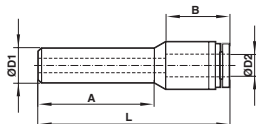
ØD	T	L	A	B	Hex	Código
5/32	UNF 10/32	21.4	3.6	16.2	7/16	C24250210
	NPT 1/8	19.5	8.5		7/16	C24250218
	NPT 1/4	22.0	10.5		9/16	C24250228
3/16	UNF 10/32	22.0	3.6	16.8	7/16	C24250310
	NPT 1/8	23.1	8.5		7/16	C24250318
	NPT 1/4	23.1	10.5		9/16	C24250328
1/4	NPT 3/8	24.1	11.5	17.3	11/16	C24250338
	UNF 10/32	23.2	3.6		1/2	C24250410
	NPT 1/8	23.8	8.5		1/2	C24250418
	NPT 1/4	23.2	10.5		9/16	C24250428
5/16	NPT 3/8	24.2	11.5	18.2	11/16	C24250438
	NPT 1/8	28.2	8.5		9/16	C24250518
	NPT 1/4	26.0	10.5		9/16	C24250528
	NPT 3/8	26.5	11.5		11/16	C24250538
3/8	NPT 1/2	24.5	14.5	19.9	7/8	C24250548
	NTP 1/8	30.1	8.5		11/16	C24250618
	NTP 1/4	31.1	10.5		11/16	C24250628
	NPT 3/8	24.8	11.5		11/16	C24250638
1/2	NPT 1/2	24.0	14.5	23.0	7/8	C24250648
	NPT 1/4	35.4	10.5		7/8	C24250728
	NPT 3/8	31.9	11.5		7/8	C24250738
	NPT 1/2	31.4	14.5		7/8	C24250748

**C242A**

**Conexão Retra**  
**(sext. interno)**

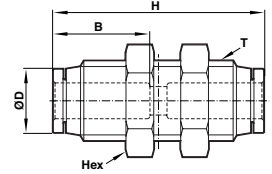
ØD	T	L	A	B	Hex	Código
5/32	UNF 10/32	20.8	3.5	15.3	2.38	C242A0210
5/32	NPT 1/8	21.0	8.5	15.3	3.18	C242A0218
1/4	UNF 10/32	22.9	3.5	17.4	2.38	C242A0410
1/4	NPT 1/8	23.6	8.5	17.4	4.76	C242A0418
1/4	NPT 1/4	23.8	10.5	17.4	4.76	C242A0428
5/16	NPT 1/8	27.5	8.5	18.7	4.00	C242A0518
5/16	NPT 1/4	25.5	10.5	18.7	6.00	C242A0528
5/16	NPT 3/8	25.4	11.5	18.7	6.00	C242A0538
3/8	NPT 1/4	28.2	10.5	20.2	6.35	C242A0628
3/8	NPT 3/8	28.2	11.5	20.2	8.00	C242A0638
3/8	NPT 1/2	29.2	14.5	20.2	8.00	C242A0648
1/2	NPT 1/4	35.4	10.5	22.0	9.5	C242A0728
1/2	NPT 3/8	32.9	11.5	22.0	9.5	C242A0738
1.2	NPT 1/2	33.0	14.5	22.0	9.5	C242A0748

**C2426**

**Conexão Retra Fêmea**

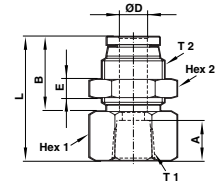
ØD	T	L	A	B	Hex	Código
5/32	NPT 1/8	27.6	9.5	15.3	14.00	C24260218
5/32	NPT 1/4	29.6	11.5	15.3	17.46	C24260228
3/16	NPT 1/8	28.2	9.5	16.8	14.00	C24260318
3/16	NPT 1/4	30.2	11.5	16.8	17.46	C24260328
1/4	NPT 1/8	28.7	9.5	17.4	14.00	C24260418
1/4	NPT 1/4	30.7	11.5	17.4	17.00	C24260428
5/16	NPT 1/8	29.0	9.5	18.7	14.00	C24260518
5/16	NPT 1/4	31.0	11.5	18.7	17.00	C24260528
5/16	NPT 3/8	32.0	12.5	18.7	22.00	C24260538
3/8	NPT 1/4	32.6	11.5	20.2	17.00	C24260628
3/8	NPT 3/8	34.1	12.5	20.2	22.00	C24260638
1/2	NPT 1/4	36.2	11.5	22.0	17.00	C24260728
1/2	NPT 3/8	37.6	12.5	22.0	22.00	C24260738

**C2023**

**Adaptador Redutor**

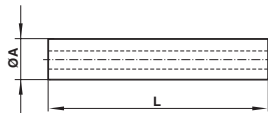
ØD2	ØD1	A	L	B	Código
1/4	5/32	23.5	40.4	16.3	C20230402
5/16	5/32	26.0	42.9	16.3	C20230502
5/16	1/4	29.7	48.0	17.4	C20230504
3/8	1/4	31.3	48.0	17.4	C20230604
3/8	5/16	25.0	44.7	18.7	C20230605
1/2	1/4	30.9	48.3	17.4	C20230704
1/2	5/16	33.2	48.5	18.7	C20230705
1/2	3/8	31.8	51.8	20.2	C20230706

**C2029**

**União para Painel**

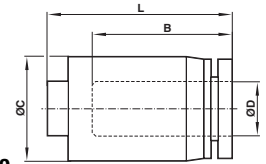
ØD	H	B	T	Hex	Código
5/32	35.5	16.3	M12*1.0p	5(14*16.1)	C20290200
3/16	36.5	16.8	M14*1.0p	5(17*19.6)	C20290300
1/4	38.8	17.4	M14*1.0p	5(17*19.6)	C20290400
5/16	42.2	18.7	M16*1.0p	5(19*21.9)	C20290500
3/8	43.2	20.2	M20*1.0p	5(24*27.7)	C20290600
1/2	49.5	22.0	M22*1.0p	5(26*30.0)	C20290700

**C2432**

**União para Painel**  
**(tubo/rosca)**

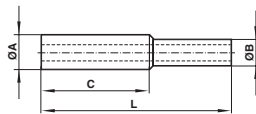
ØD	T1	L	E	T2	A	Hex1	B	Hex2	Código
5/32	NPT 1/8	27.1	5	M12*1.0p	9	14*16.1	16.3	14*16.1	C24320218
3/16	NPT 1/8	28.3	5	M12*1.0p	9.5	14*16.1	16.8	14*16.1	C24320318
3/16	NPT 1/4	30.3	5	M12*1.0p	11.5	14*16.1	16.8	14*16.1	C24320328
1/4	NPT 1/8	30.9	5	M14*1.0p	9.5	17*19.6	17.4	17*19.6	C24320418
1/4	NPT 1/4	30.9	5	M14*1.0p	11.5	17*19.6	17.4	17*19.6	C24320428
5/16	NPT 1/8	29.5	5	M16*1.0p	9	19*21.9	18.7	19*21.9	C24320518
5/16	NPT 1/4	31.5	5	M16*1.0p	11	19*21.9	18.7	19*21.9	C24320528
5/16	NPT 3/8	32.5	5	M16*1.0p	12	19*21.9	18.7	22*25.4	C24320538
3/8	NPT 1/4	33.3	5	M20*1.0p	11.5	24*27.7	20.2	24*27.7	C24320628
3/8	NPT 3/8	34.3	5	M20*1.0p	12.5	24*27.7	20.2	24*27.7	C24320638
1/2	NPT 3/8	39.0	5	M22*1.0p	12.5	26*30.0	22.0	24*27.7	C24320738
1/2	NPT 1/2	41.0	5	M22*1.0p	14.5	26*30.0	22.0	24*27.7	C24320748

**C2022**
**União Reta Macho**


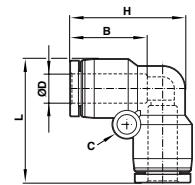
ØA	L	Código
5/32	36.0	C20220200
3/16	38.0	C20220300
1/4	40.0	C20220400
5/16	42.0	C20220500
3/8	45.0	C20220600
1/2	50.0	C20220700

**C2012**
**Plug para Tubo**


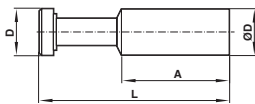
ØD	B	ØC	L	Código
5/32	16.3	10.5	18.9	C20120200
3/16	16.8	11.5	18.8	C20120300
1/4	17.4	13.0	19.9	C20120400
5/16	18.7	14.5	21.5	C20120500
3/8	20.2	17.5	22.8	C20120600
1/2	22.0	21.0	26.0	C20120700

**C2022**
**União Reta Macho Redutora**


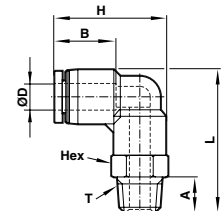
ØA	ØB	C	D	L	Código
3/16	5/32	20.0	20.0	40.0	C20220302
1/4	5/32	21.0	20.0	41.0	C20220402
1/4	3/16	21.0	20.0	41.0	C20220403
5/16	1/4	22.0	21.0	43.0	C20220504
3/8	1/4	23.0	21.0	44.0	C20220604
3/8	5/16	23.0	22.0	45.0	C20220605
1/2	3/8	25.0	23.0	48.0	C20220706

**C2040**
**União Cotovelo**


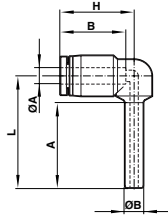
ØD	H	L	C	B	D	Código
5/32	24.2	24.2	3.3	16.3	10.5	C020400200
3/16	25.5	25.5	3.5	16.8	11.5	C020400300
1/4	27.8	27.8	3.5	17.4	13.0	C020400400
5/16	30.65	30.65	4.3	18.7	14.5	C020400500
3/8	34.6	34.6	4.5	20.2	17.5	C020400600
1/2	40.8	40.8	4.5	22.0	21.0	C020400700

**C2004**
**Plug**


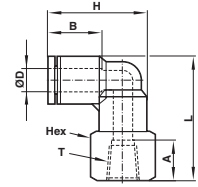
ØD	D	A	L	Código
5/32	5/32	18.0	30.0	C00040400
3/16	3/16	19.0	33.0	C20040300
1/4	1/4	20.0	34.0	C20040400
5/16	5/16	22.0	38.0	C20040500
3/8	3/8	26.0	42.0	C20040600
1/2	1/2	28.0	46.0	C20040700

**C2447**
**Cotovelo Macho Giratório**


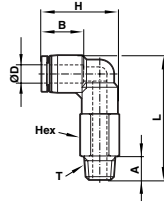
ØD	T	D	L	H	A	B	Hex	Código
5/32	UNF 10/32	10.5	21.4	18.6	3.6	16.2	3/8	C24470210
	NPT 1/8		25.0		8.5		7/16	C24470218
	NPT 1/4		28.0		10.5		9/16	C24470228
3/16	UNF 10/32	11.5	23.4	19.1	3.6	16.8	7/16	C24470310
	NPT 1/8		25.0		8.5		7/16	C24470318
	NPT 1/4		28.0		10.5		9/16	C24470328
	NPT 3/8		29.0		11.5		11/16	C24470338
1/4	UNF 10/32	13.0	25.9	20.4	3.6	17.3	1/2	C24470410
	NPT 1/8		27.8		8.5		1/2	C24470418
	NPT 1/4		30.5		10.5		9/16	C24470428
	NPT 3/8		31.5		11.5		11/16	C24470438
5/16	NPT 1/8	14.5	29.4	22.3	8.5	18.2	9/16	C24470518
	NPT 1/4		31.4		10.5		9/16	C24470528
	NPT 3/8		32.4		11.5		11/16	C24470538
	NPT 1/2		35.4		14.5		7/8	C24470548
3/8	NPT 1/8	17.5	30.0	23.9	8.5	19.9	11/16	C24470618
	NPT 1/4		32.0		10.5		11/16	C24470628
	NPT 3/8		33.0		11.5		11/16	C24470638
	NPT 1/2		36.0		14.5		7/8	C24470648
1/2	NPT 1/4	21.0	35.5	28.5	10.5	23.0	3/4	C24470728
	NPT 3/8		36.5		11.5		3/4	C24470738
	NPT 1/2		39.5		14.5		7/8	C24470748

**C2043**
**Adaptador Cotovelo**


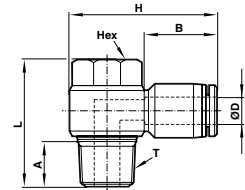
ØA	ØB	H	B	L	A	Código
5/32	5/32	18.7	16.3	37.5	24.0	C20430200
3/16	3/16	19.1	16.8	37.5	24.0	C20430300
1/4	1/4	20.5	17.4	41.0	25.0	C20430400
5/16	5/16	22.7	18.7	42.9	26.0	C20430500
3/8	3/8	23.8	20.2	45.8	28.0	C20430600
1/2	1/2	28.3	22.0	51.5	30.0	C20430700

**C2448**
**Cotovelo Fêmea Giratório**


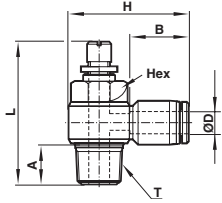
ØD	T	D	L	H	A	B	Hex	Código
5/32	NPT 1/8	10.5	22.5	18.6	9.0	16.2	14	C24480218
	NPT 1/4		22.5		9.0		17.46	C24480228
3/16	NPT 1/8	11.5	22.5	19.1	9.0	16.8	14	C24480318
	NPT 1/4		22.5		9.0		17.46	C24480328
1/4	NPT 1/8	13.0	25.0	20.4	9.0	17.3	14	C24480418
	NPT 1/4		27.0		11.0		17.46	C24480428
	NPT 3/8		28.0		12.0		22	C24480438
5/16	NPT 1/8	14.5	25.9	22.3	9.0	18.2	14	C24480518
	NPT 1/4		27.9		11.0		17.46	C24480528
	NPT 3/8		28.9		12.0		22	C24480538
3/8	NPT 1/4	17.5	28.5	23.9	11.0	19.9	17.46	C24480628
	NPT 3/8		29.5		12.0		22	C24480638
	NPT 1/2		33.0		14.5		24.5	C24480648
1/2	NPT 3/8	21.0	33.0	28.5	12.0	23.0	22	C24480738
	NPT 1/2		36.5		14.5		24.5	C24480748

**C2454**
**Cotovelo Macho Giratório Estendido**


ØD	T	D	L	H	A	B	Hex	Código
5/32	UNF 10/32	10.5	32.5	18.6	3.6	16.2	3/8	C24540210
	NPT 1/8		35.5		8.5		7/16	C24540218
	NPT 1/4		38.5		10.5		9/16	C24540228
3/16	NPT 1/8	11.5	35.0	19.1	8.5	16.8	7/16	C24540318
	NPT 1/4		38.5		10.5		9/16	C24540328
	NPT 3/8		38.5		11.5		11/16	C24540338
1/4	UNF 10/32	13.0	37.5	20.4	3.6	17.3	1/2	C24540410
	NPT 1/8		41.3		8.5		1/2	C24540418
	NPT 1/4		44.0		10.5		9/16	C24540428
	NPT 3/8		45.0		11.5		11/16	C24540438
5/16	NPT 1/8	14.5	44.4	22.3	8.5	18.2	9/16	C24540518
	NPT 1/4		46.4		10.5		9/16	C24540528
	NPT 3/8		50.4		11.5		11/16	C24540538
3/8	NPT 1/8	17.5	48.0	23.9	8.5	19.9	11/16	C24540618
	NPT 1/4		50.0		10.5		11/16	C24540628
	NPT 3/8		51.0		11.5		11/16	C24540638
	NPT 1/2		54.0		14.5		7/8	C24540648
1/2	NPT 1/4	21.0	57.5	28.5	10.5	23.0	3/4	C24540728
	NPT 3/8		58.5		11.5		3/4	C24540738
	NPT 1/2		61.5		14.5		7/8	C24540748

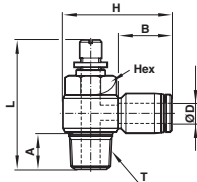
**C2R51**
**Banjo**


L	T	H	ØD	B	A	Hex	Código
18.2	UNF 10/32	25.1	5/32	16.3	3.6	8.0	C2R510210
18.2	UNF 10/32	26.6	3/16	16.8	3.6	8.0	C2R510310
18.2	UNF 10/32	28.7	1/4	17.4	3.6	8.0	C2R510410
25.0	NPT 1/8	30.5	5/32	16.3	8.0	11.0	C2R510218
25.0	NPT 1/8	31.4	3/16	16.8	8.0	11.0	C2R510318
25.0	NPT 1/8	32.0	1/4	17.4	8.0	11.0	C2R510418
25.0	NPT 1/8	33.0	5/16	18.7	8.0	11.0	C2R510518
28.8	NPT 1/4	35.3	3/16	16.8	10.0	15.0	C2R510328
28.8	NPT 1/4	35.9	1/4	17.4	10.0	15.0	C2R510428
28.8	NPT 1/4	36.8	5/16	18.7	10.0	15.0	C2R510528
28.8	NPT 1/4	37.5	3/8	20.2	10.0	15.0	C2R510628
33.7	NPT 3/8	40.1	5/16	18.7	11.0	19.0	C2R510538
33.7	NPT 3/8	42.1	3/8	20.2	11.0	19.0	C2R510638
33.7	NPT 3/8	45.1	1/2	22.0	11.0	19.0	C2R510738
39.4	NPT 1/2	47.3	3/8	20.2	14.0	24.0	C2R510648
39.4	NPT 1/2	50.5	1/2	22.0	14.0	24.0	C2R510748

**C2VA0**
**Banjo com Controle de Fluxo (saída)**


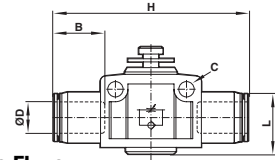
L		MI	MA	T	H	ØD	B	A	HEX	Código
MI	MA									
27.2	30.2	UNF 10/32	21.5	1/8	11.1	3.6	8.0	C2VA00110		
27.2	30.2	UNF 10/32	25.1	5/32	16.3	3.6	8.0	C2VA00210		
27.2	30.2	UNF 10/32	26.6	3/16	16.8	3.6	8.0	C2VA00310		
27.2	30.2	UNF 10/32	28.7	1/4	17.4	3.6	8.0	C2VA00410		
34.9	40.1	NPT 1/8	30.5	5/32	16.3	8.0	11.0	C2VA00218		
34.9	40.1	NPT 1/8	31.4	3/16	16.8	8.0	11.0	C2VA00318		
34.9	40.1	NPT 1/8	32.0	1/4	17.4	8.0	11.0	C2VA00418		
34.9	40.1	NPT 1/8	33.0	5/16	18.7	8.0	11.0	C2VA00518		
40.0	45.7	NPT 1/4	34.5	5/32	16.3	10.0	15.0	C2VA00228		
40.0	45.7	NPT 1/4	35.3	3/16	16.8	10.0	15.0	C2VA00328		
40.0	45.7	NPT 1/4	35.9	1/4	17.4	10.0	15.0	C2VA00428		
40.0	45.7	NPT 1/4	36.8	5/16	18.7	10.0	15.0	C2VA00528		
40.0	45.7	NPT 1/4	37.5	3/8	20.2	10.0	15.0	C2VA00628		
46.7	55.0	NPT 3/8	39.7	1/4	17.4	11.0	19.0	C2VA00438		
46.7	55.0	NPT 3/8	40.1	5/16	18.7	11.0	19.0	C2VA00538		
46.7	55.0	NPT 3/8	42.1	3/8	20.2	11.0	19.0	C2VA00638		
46.7	55.0	NPT 3/8	45.1	1/2	22.0	11.0	19.0	C2VA00738		
53.0	60.2	NPT 1/2	45.8	5/16	18.7	14.0	24.0	C2VA00548		
53.0	60.2	NPT 1/2	47.3	3/8	20.2	14.0	24.0	C2VA00648		
53.0	60.2	NPT 1/2	50.5	1/2	22.0	14.0	24.0	C2VA00748		

Veja fluxo para os banjos na página 14.

**C2WAO**
**Banjo com Controle de Fluxo (entrada)**


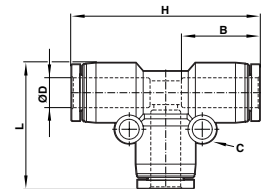
L		MI	MA	T	H	ØD	B	A	HEX	Código
MI	MA									
27.2	30.2	UNF 10/32	21.5	1/8	11.1	3.6	8.0	C2WAO0110		
27.2	30.2	UNF 10/32	25.1	5/32	16.3	3.6	8.0	C2WAO0210		
27.2	30.2	UNF 10/32	26.2	3/16	16.8	3.6	8.0	C2WAO0310		
27.2	30.2	UNF 10/32	28.7	1/4	17.4	3.6	8.0	C2WAO0410		
34.9	40.1	NPT 1/8	30.5	5/32	16.3	8.0	11.0	C2WAO0218		
34.9	40.1	NPT 1/8	31.4	3/16	16.8	8.0	11.0	C2WAO0318		
34.9	40.1	NPT 1/8	32.0	1/4	17.4	8.0	11.0	C2WAO0418		
34.9	40.1	NPT 1/8	33.0	5/16	18.7	8.0	11.0	C2WAO0518		
40.0	45.7	NPT 1/4	34.5	5/32	16.3	10.0	15.0	C2WAO0228		
40.0	45.7	NPT 1/4	35.3	3/16	16.8	10.0	15.0	C2WAO0328		
40.0	45.7	NPT 1/4	35.9	1/4	17.4	10.0	15.0	C2WAO0428		
40.0	45.7	NPT 1/4	36.8	5/16	18.7	10.0	15.0	C2WAO0528		
40.0	45.7	NPT 1/4	37.5	3/8	20.2	10.0	15.0	C2WAO0628		
46.7	55.0	NPT 3/8	39.7	1/4	17.4	11.0	19.0	C2WAO0438		
46.7	55.0	NPT 3/8	40.1	5/16	18.7	11.0	19.0	C2WAO0538		
46.7	55.0	NPT 3/8	42.1	3/8	20.2	11.0	19.0	C2WAO0638		
46.7	55.0	NPT 1/2	45.1	1/2	22.0	11.0	19.0	C2WAO0738		
53.0	60.2	NPT 1/2	45.8	5/16	18.7	14.0	24.0	C2WAO0548		
53.0	60.2	NPT 1/2	47.3	3/8	20.2	14.0	24.0	C2WAO0648		
53.0	60.2	NPT 1/2	50.5	1/2	22.0	14.0	24.0	C2WAO0748		

Veja fluxo para os banjos na página 14.

**C24GE**
**Válvula Controladora de Fluxo**


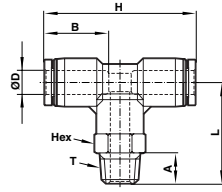
MI	MA	C	H	ØD	B	Código
29.9	33.3	3.3	45.1	5/32	16.3	C24GE0200
35.0	39.5	4.3	50.3	3/16	16.8	C24GE0300
35.0	39.5	4.3	50.3	1/4	17.4	C24GE0400
37.4	42.1	4.4	55.7	5/16	18.7	C24GE0500
43.8	49.0	4.4	61.2	3/8	20.2	C24GE0600
47.4	53.6	4.4	69.8	1/2	22.0	C24GE0700

Veja fluxo para os banjos na página 15.

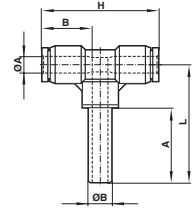
**C2060**
**União 'T'**


ØD	H	L	C	B	Código
5/32	36.6	24.2	3.3	16.3	C20600200
3/16	39.5	25.5	3.5	16.8	C20600300
1/4	42.6	27.8	3.5	17.4	C20600400
5/16	44.9	30.65	4.3	18.7	C20600500
3/8	51.6	34.6	4.5	20.2	C20600600
1/2	60.5	40.8	4.5	22.0	C20600700

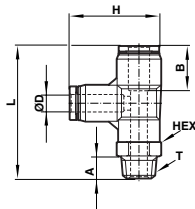


**C2467**
**'T' Macho Central Giratório**


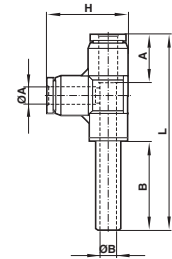
ØD	T	D	L	H	A	B	Hex	Código
5/32	UNF 10/32	10.5	21.4	37.0	3.6	16.2	3/8	C24670210
	NPT 1/8		25.0		8.5		7/16	C24670218
	NPT 1/4		28.0		10.5		9/16	C24670228
3/16	UNF 10/32	11.5	23.4	38.2	3.6	16.8	7/16	C24670310
	NPT 1/8		25.0		8.5		7/16	C24670318
	NPT 1/4		28.0		10.5		9/16	C24670328
	NPT 3/8		29.0		11.5		11/16	C24670338
1/4	UNF 10/32	13.0	25.9	40.8	3.6	17.3	1/2	C24670410
	NPT 1/8		27.8		8.5		1/2	C24670418
	NPT 1/4		30.5		10.5		9/16	C24670428
	NPT 3/8		31.5		11.5		11/16	C24670438
5/16	NPT 1/8	14.5	29.4	43.7	8.5	18.2	9/16	C24670518
	NPT 1/4		31.4		10.5		9/16	C24670528
	NPT 3/8		32.4		11.5		11/16	C24670538
	NPT 1/2		35.4		14.5		7/8	C24670548
3/8	NPT 1/8	17.5	30.0	47.7	8.5	19.9	11/16	C24670618
	NPT 1/4		32.0		10.5		11/16	C24670628
	NPT 3/8		33.0		11.5		11/16	C24670638
	NPT 1/2		36.0		14.5		7/8	C24670648
1/2	NPT 1/4	21.0	35.5	56.5	10.5	23.0	3/4	C24670728
	NPT 3/8		36.5		11.5		3/4	C24670738
	NPT 1/2		39.5		14.5		7/8	C24670748

**C2063**
**'T' Adaptador Central**


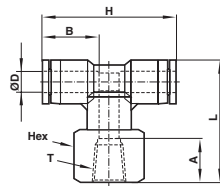
ØA	ØB	A	L	H	B	Código
5/32	5/32	24.0	37.5	37.0	16.3	C20630200
3/16	3/16	24.0	37.5	38.2	16.8	C20630300
1/4	1/4	25.0	41.0	40.8	17.4	C20630400
5/16	5/16	26.0	43.0	43.7	18.7	C20630500
3/8	3/8	28.8	45.8	47.7	20.2	C20630600
1/2	1/2	30.0	51.5	56.5	22.0	C20630700
1/4	5/32	25.0	38.5	37.0	16.3	C20630402
5/16	1/4	26.0	42.0	40.8	17.4	C20630504
3/8	1/4	28.0	44.3	40.8	17.4	C20630604
3/8	5/16	28.0	45.3	43.7	18.7	C20630605
1/2	3/8	30.0	48.0	47.7	20.2	C20630706

**C2468**
**'T' Macho Lateral Giratório**


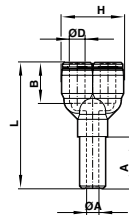
ØD	T	D	L	H	A	B	Hex	Código
5/32	UNF 10/32	10.5	42.1	25.0	3.6	16.2	3/8	C24680210
	NPT 1/8		45.7		8.5		7/16	C24680218
	NPT 1/4		48.7		10.5		9/16	C24680228
3/16	UNF 10/32	11.5	41.5	25.1	3.6	16.8	7/16	C24680310
	NPT 1/8		45.1		8.5		7/16	C24680318
	NPT 1/4		48.1		10.5		9/16	C24680328
	NPT 3/8		49.1		11.5		11/16	C24680338
1/4	UNF 10/32	13.0	47.4	28.0	3.6	17.3	1/2	C24680410
	NPT 1/8		49.3		8.5		1/2	C24680418
	NPT 1/4		52.0		10.5		9/16	C24680428
	NPT 3/8		53.0		11.5		11/16	C24680438
5/16	NPT 1/8	14.5	53.7	30.9	8.5	18.2	9/16	C24680518
	NPT 1/4		55.7		10.5		9/16	C24680528
	NPT 3/8		56.7		11.5		11/16	C24680538
	NPT 1/2		59.7		14.5		7/8	C24680548
3/8	NPT 1/8	17.5	63.3	34.7	8.5	19.9	11/16	C24680618
	NPT 1/4		65.3		10.5		11/16	C24680628
	NPT 3/8		66.3		11.5		11/16	C24680638
	NPT 1/2		69.3		14.5		7/8	C24680648
1/2	NPT 1/4	21.0	57.3	40.8	10.5	23.0	3/4	C24680728
	NPT 3/8		58.3		11.5		3/4	C24680738
	NPT 1/2		61.3		14.5		7/8	C24680748

**C2064**
**'T' Adaptador Lateral**


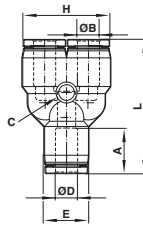
ØA	ØB	A	L	H	B	Código
5/32	5/32	24.0	58.2	25.0	16.3	C20640200
3/16	3/16	24.0	57.6	25.1	16.8	C20640300
1/4	1/4	25.0	62.5	28.0	17.4	C20640400
5/16	5/16	26.0	67.2	30.9	18.7	C20640500
3/8	3/8	28.0	73.0	34.7	20.2	C20640600
1/2	1/2	30.0	81.8	40.8	22.0	C20640700
1/4	5/32	25.0	59.2	25.0	16.3	C20640402
5/16	1/4	26.0	63.5	28.0	17.4	C20640504
3/8	1/4	28.0	65.8	28.0	17.4	C20640604
3/8	5/16	28.0	69.5	30.9	18.7	C20640605
1/2	3/8	30.0	75.2	34.7	20.2	C20640706

**C246C**
**'T' Fêmea Central Giratório**


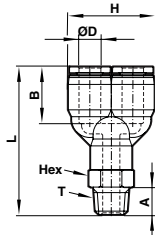
ØD	T	D	L	H	A	B	Hex	Código
5/32	NPT 1/8	10.5	22.5	37.0	9.0	16.2	14	C246C0218
3/16	NPT 1/8	11.5	22.5	38.2	9.0	16.8	14	C246C0318
	NPT 1/4		22.5		9.0		17.46	C246C0328
1/4	NPT 1/8	13.0	25.0		40.8	9.0	17.3	14
	UNF 1/4		27.0	11.0		17.46		C246C0428
5/16	NPT 1/8	14.5	26.0	43.7	9.0	18.2	14	C246C0518
	NPT 1/4		28.0		11.0		17.46	C246C0528
	NPT 3/8		29.0		12.0		22	C246C0538
3/8	NPT 1/4	17.5	28.5	47.7	11.0	19.9	17.46	C246C0628
	NPT 3/8		29.5		12.0		22	C246C0638
1/2	NPT 3/8	21.0	33.0	56.5	12.0	23.0	22	C246C0738
	NPT 1/2		36.5		14.5		24.5	C246C0748

**C2084**
**Adaptador Y**


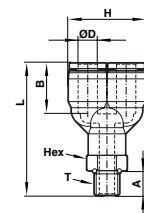
ØA	ØD	A	L	H	B	Código
5/32	5/32	24.0	54.2	21.0	16.3	C20840202
3/16	3/16	24.0	57.9	23.0	16.8	C20840300
1/4	1/4	25.0	60.9	29.0	17.4	C20840404
5/16	5/16	26.0	60.5	29.0	18.7	C20840505
3/8	3/8	28.0	68.5	35.0	20.2	C20840600
1/2	1/2	30.0	80.6	41.0	22.0	C20840700

**C2082**
**União 'Y'**


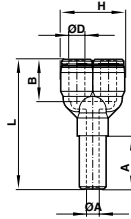
ØD	H	L	B	ØE	C	Código
5/32	21.0	37.1	16.3	10.5	3.3	C20820200
3/16	23.0	37.1	16.8	11.5	3.3	C20820300
1/4	26.0	39.8	17.4	13.0	3.3	C20820400
5/16	29.0	43.4	18.7	14.5	4.3	C20820500
3/8	35.0	47.7	19.6	17.5	4.3	C20820600
1/2	42.0	54.5	22.0	21.0	4.5	C20820700

**C2082**
**União 'Y'**


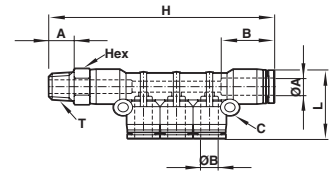
ØA	ØB	L	H	B1	B2	ØE	ØF	C	Código
3/16	5/32	37.0	21.0	16.8	16.3	11.5	10.5	3.3	C20820302
1/4	5/32	38.1	21.0	17.4	16.3	13.0	10.5	3.3	C20820402
1/4	3/16	38.7	23.0	17.4	16.8	13.0	11.5	3.3	C20820403
5/16	1/4	42.1	26.0	18.7	17.4	14.6	13.0	3.3	C20820504
3/8	5/16	43.3	29.0	19.6	18.7	17.5	14.5	4.3	C20820605
1/2	3/8	50.8	35.0	22.0	20.2	21.0	17.5	3.5	C20820706

**C2488**
**'Y' Macho Giratório**


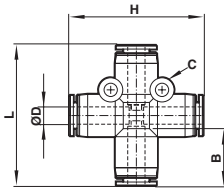
ØD	T	D	L	H	A	B	Hex	Código
5/32	UNF 10/32	10.5	38.1	21.0	3.6	16.2	3/8	C24880210
	NPT 1/8		41.7		8.5		7/16	C24880218
	NPT 1/4		44.7		10.5		9/16	C24880228
3/16	UNF 10/32	11.5	41.8	23.0	3.6	16.8	7/16	C24880310
	NPT 1/8		45.4		8.5		7/16	C24880318
	NPT 1/4		48.4		10.5		9/16	C24880328
	NPT 3/8		49.4		11.5		11/16	C24880338
1/4	UNF 10/32	13.0	45.8	26.0	3.6	17.3	1/2	C24880410
	NPT 1/8		47.7		8.5		1/2	C24880418
	NPT 1/4		50.4		10.5		9/16	C24880428
	NPT 3/8		51.4		11.5		11/16	C24880438
5/16	NPT 1/8	14.5	47.0	29.0	8.5	18.2	9/16	C24880518
	NPT 1/4		49.0		10.5		9/16	C24880528
	NPT 3/8		50.0		11.5		11/16	C24880538
	NPT 1/2		53.0		14.5		7/8	C24880548
3/8	NPT 1/8	17.5	52.7	35.0	8.5	19.9	11/16	C24880618
	NPT 1/4		54.7		10.5		11/16	C24880628
	NPT 3/8		55.7		11.5		11/16	C24880638
	NPT 1/2		58.7		14.5		7/8	C24880648
1/2	NPT 1/4	21.0	64.6	42.0	10.5	23.0	3/4	C24880728
	NPT 3/8		65.6		11.5		3/4	C24880738
	NPT 1/2		68.6		14.5		7/8	C24880748

**C2084**

**Adaptador Y**

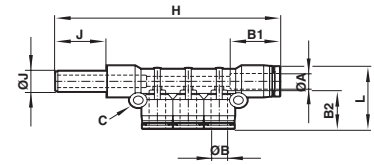
ØA	ØD	A	L	H	B	Código
1/4	5/32	25.0	55.2	21.0	16.3	C20840402
5/16	1/4	26.0	61.9	29.0	17.4	C20840504
3/8	1/4	28.0	64.2	35.0	17.4	C20840604
3/8	5/16	28.0	62.8	35.0	18.7	C20840605

**C24D3**

**Distribuidor Macho**

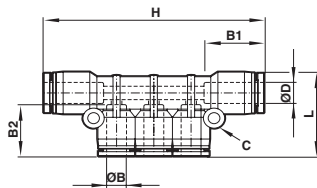
ØA	ØB	C	H	L	B1	B2	A	T	Hex	Código
1/4	5/32	3.3	26.6	71.1	17.4	16.3	8.5	NPT 1/8	1/2	C24D30218
5/16	5/32	4.3	28.2	77.7	18.7	16.3	10.5	NPT 1/4	9/16	C24D30228
5/16	1/4	4.3	30.0	84.0	18.7	17.4	10.5	NPT 1/4	9/16	C24D30428
3/8	1/4	4.3	32.2	86.9	20.2	17.4	11.5	NPT 3/8	11/16	C24D30438

**C2090**

**Cruzeta**

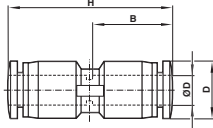
ØD	C	H	L	B	Código
5/32	3.3	36.6	37.9	16.3	C20900200
3/16	3.3	39.2	39.2	16.8	C20900300
1/4	3.3	42.6	42.6	17.4	C20900400
5/16	4.3	44.9	46.8	18.7	C20900500
3/8	4.3	48.2	50.5	20.0	C20900600
1/2	4.3	60.5	60.5	22.0	C20900700

**C20J3**

**Distribuidor Adaptador**

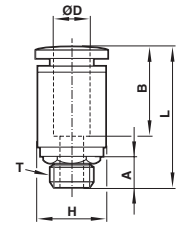
ØA	ØB	C	H	L	B1	B2	J	ØJ	Código
1/4	5/32	4.5	26.6	84.3	17.4	16.3	25.0	1/4	C20J30402
5/16	5/32	4.3	28.5	89.5	18.7	16.3	26.0	5/16	C20J30502
5/16	1/4	4.5	30.0	91.0	18.7	17.4	26.0	5/16	C20J30504
3/8	1/4	4.5	32.2	99.7	20.2	17.4	28.0	3/8	C20J30604
3/8	5/16	4.3	34.5	109.7	20.2	18.7	28.0	3/8	C20J30605

**C20D3**

**Distribuidor Macho**

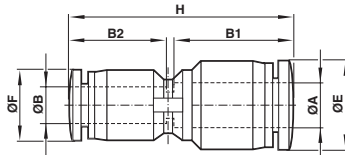
ØA	ØB	C	H	L	B1	B2	Código
1/4	5/32	4.5	26.6	61.6	17.4	16.3	C20D30402
5/16	5/32	4.3	28.2	65.6	18.7	16.3	C20D30502
5/16	1/4	4.5	30.0	71.9	18.7	17.4	C20D30504
3/8	1/4	4.5	32.2	74.2	20.2	17.4	C20D30604
3/8	5/16	4.3	34.5	83.6	20.2	18.7	C20D30605

**M2020**

**União Reta**

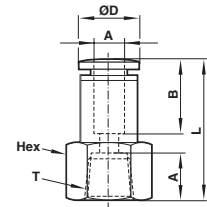
ØD	D	B	H	Código
1/8	7.6	11.1	23.2	M20200100
5/32	8.5	11.6	24.5	M20200200

**M242A**

**Conexão Reta  
(sext. interno)**

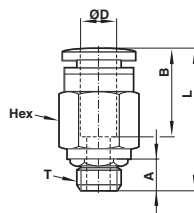
ØD	T	A	L	B	H	Hex	Código
1/8	UNF 10/32	4.6	17.7	11.1	Ø 7	2.0	M242A0110
1/8	NPT 1/16	8.0	18.0	11.1	Ø 7.9	2.38	M242A0116
1/8	NPT 1/8	8.5	11.1	11.1	Ø 11	2.38	M242A0118
5/32	NPT 10/32	4.6	18.2	11.6	Ø 8	2.5	M242A0210
5/32	NPT 1/16	8.0	19.0	11.6	Ø 7.9	2.38	M242A0216
5/32	NPT 1/8	8.5	16.3	11.6	Ø 11	2.38	M242A0218

**M2020**

**União Reta**

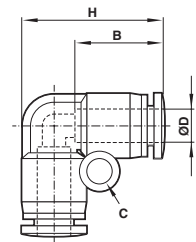
ØB	ØF	ØA	ØE	B2	B1	H	Código
1/8	7.6	5/32	8.5	11.1	11.6	23.8	M20200201

**M2426**

**Conexão Reta Fêmea**

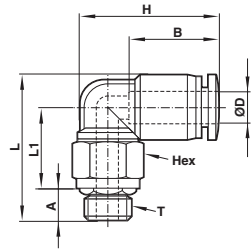
ØD	T	A	L	B	D	Hex	Código
1/8	UNF 10/32	6.0	18.8	11.1	7.5	8.0	M24260110
1/8	NPT 1/16	8.0	20.5	11.1	7.5	10.3	M24260116
5/32	UNF 10/32	6.0	19.7	11.6	8.0	8.0	M24260210
5/32	NPT 1/6	8.0	21.7	11.6	8.5	10.3	M24260216

**M2425**

**Conexão Reta**

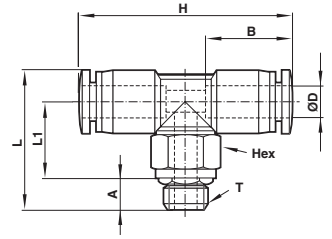
ØD	T	A	L	B	Hex	Código
1/8	UNF 10/32	4.6	17.7	11.1	8	M24250110
1/8	NPT 1/16	8.0	16.5	11.1	8	M24250116
1/8	NPT 1/8	8.5	17.5	11.1	11.1	M24250118
5/32	UNF 10/32	4.6	18.2	11.6	8	M24250210
5/32	NPT 1/16	8.0	18.0	11.6	8	M24250216
5/32	NPT 1/8	8.5	18.5	11.6	11.1	M24250218

**M2040**

**União Cotovelo**

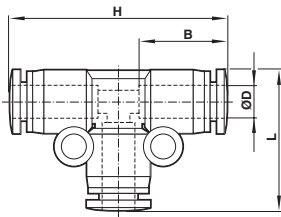
ØD	C	B	H	Código
1/8	3.2	11.1	17.1	M20400100
5/32	3.2	11.6	18.5	M20400200

**M2447**

**Cotovelo Macho Giratório**

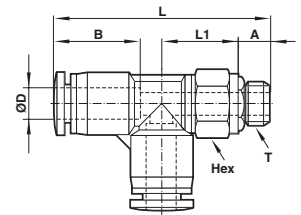
ØD	T	A	L1	L	H	B	Hex	Código
1/8	UNF 10/32	3.6	13.0	20.4	17.2	11.1	8	M24470110
1/8	NPT 1/16	8.0	12.2	21.9	17.2	11.1	8	M24470116
1/8	NPT 1/8	8.5	12.2	23.2	17.2	11.1	11	M24470118
5/32	UNF 10/32	3.6	13.0	20.9	18.2	11.6	8	M24470210
5/32	NPT 1/6	8.0	12.2	22.4	18.2	11.6	8	M24470216
5/32	NPT 1/8	8.5	12.2	23.7	18.2	11.6	11	M24470218

**M2467**

**'T' Macho Central Giratório**

ØD	T	A	L1	L	H	B	Hex	Código
1/8	UNF 10/32	3.6	13.0	20.4	26.6	11.1	8	M24670110
1/8	NPT 1/16	8.0	12.2	21.9	26.6	11.1	8	M24670116
1/8	NPT 1/8	8.5	12.2	23.2	26.6	11.1	11	M24670118
5/32	UNF 10/32	3.6	13.0	20.9	28.6	11.6	8	M24670210
5/32	NPT 1/16	8.0	12.2	22.4	28.6	11.6	8	M24670216
5/32	NPT 1/8	8.5	12.2	23.7	28.6	11.6	11	M24670218

**M2060**

**União 'T'**

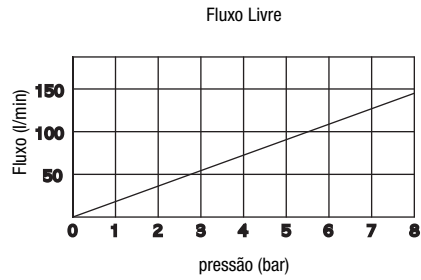
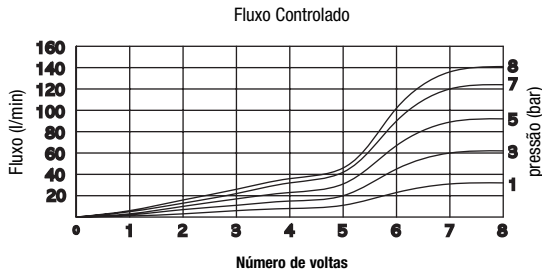
ØD	C	L	B	H	Código
1/8	3.2	17.1	11.1	26.6	M20600100
5/32	3.2	18.5	11.6	28.6	M20600200

**M2468**

**'T' Macho Lateral Giratório**

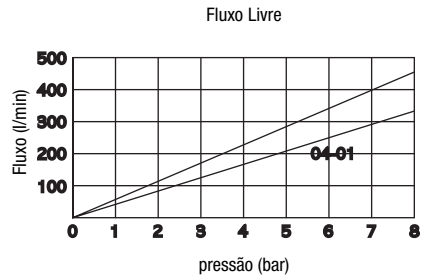
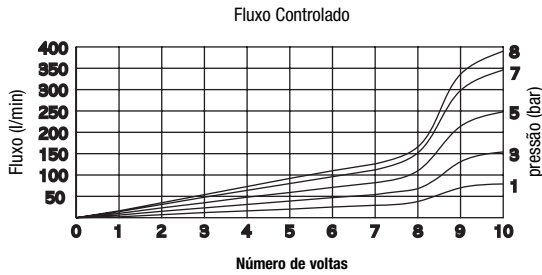
ØD	T	A	L1	H	L	B	Hex	Código
1/8	UNF 10/32	3.6	13.0	13.3	30.0	11.1	8	M24680110
1/8	NPT 1/16	8.0	12.2	13.3	31.5	11.1	8	M24680116
1/8	NPT 1/8	8.5	12.2	13.3	32.8	11.1	11	M24680118
5/32	UNF 10/32	3.0	13.0	14.2	30.4	11.6	8	M24680210
5/32	NPT 1/16	8.0	12.2	14.2	31.9	11.6	8	M24680216
5/32	NPT 1/8	8.5	12.2	14.2	33.2	11.6	11	M24680218

**Fluxo para os banjos C2VA0 e C2WA0**

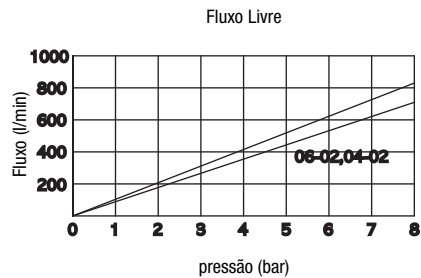
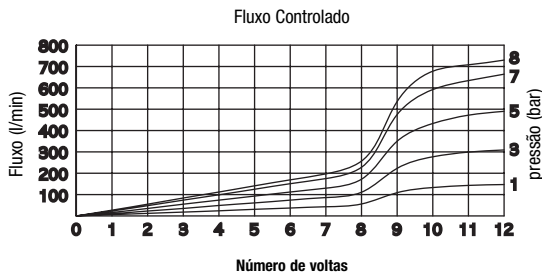
1/8, 5/32 e 1/4" para  
10/32 UNF



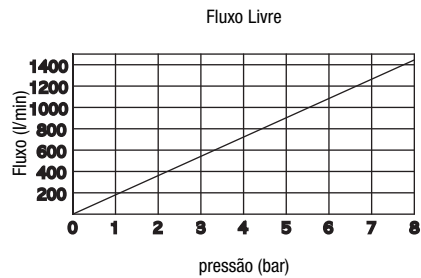
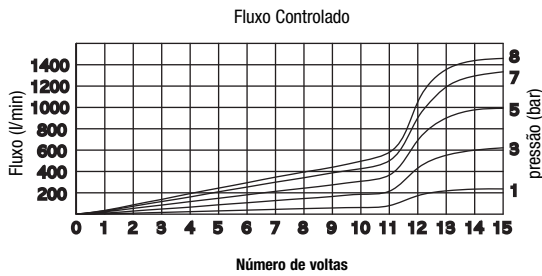
5/32, 1/4, 5/16 to  
1/8 NPT



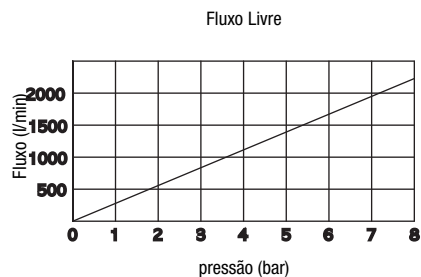
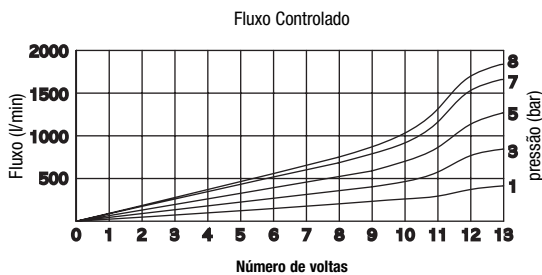
5/32, 1/4, 5/16, 3/8, 1/2  
to 1/4 NPT



1/4, 5/16, 3/8, 1/2 to  
3/8 NPT

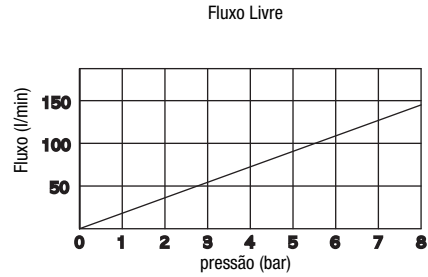
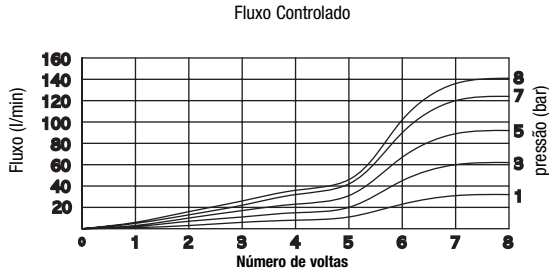


5/16, 3/8, 1/2 to  
1/2 NPT

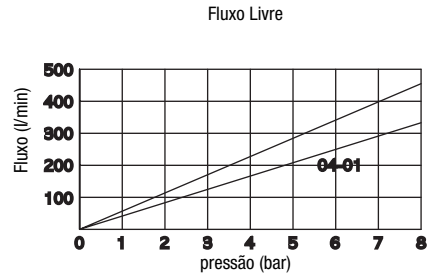
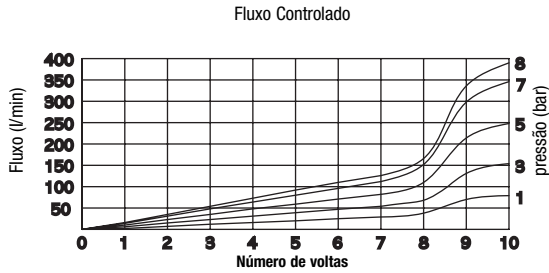


## Fluxo para os banjos C24GE

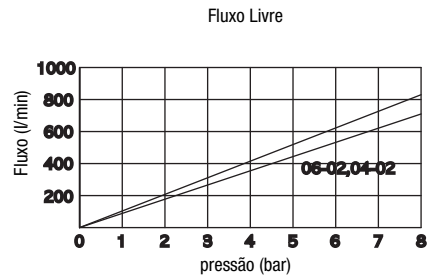
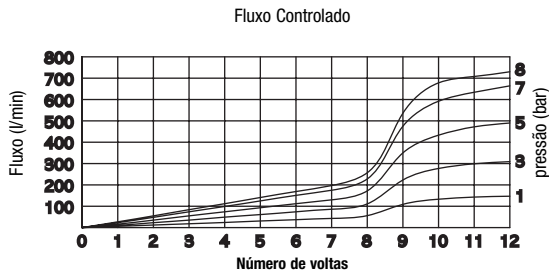
C24GE0200  
5/32 NPT



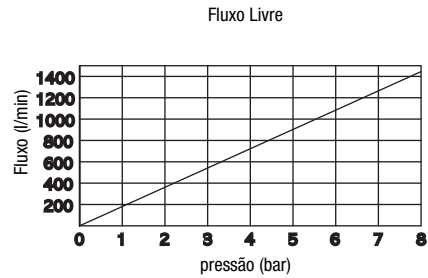
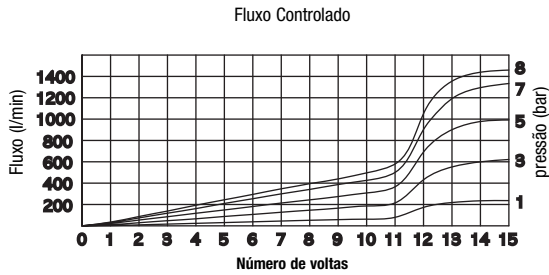
C24GE0400  
1/4 NPT



C24GE0500  
5/16 NPT



C24GE0600  
3/8 NPT



C24GE0700  
1/2 NPT

